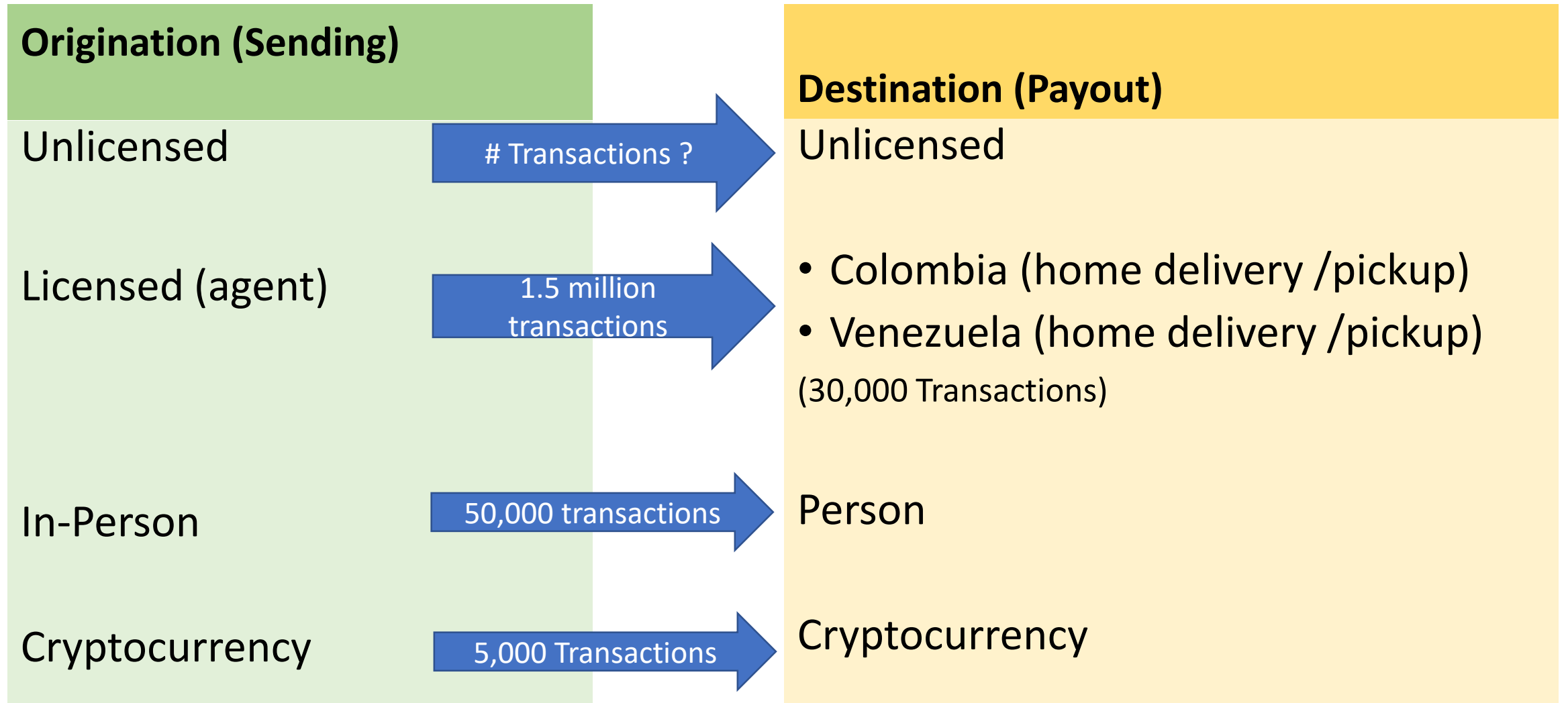


# **A Profile of Venezuelans Abroad**

**Inter-American Dialogue, April 2019**



# Remittances to Venezuela: Sending Mechanisms

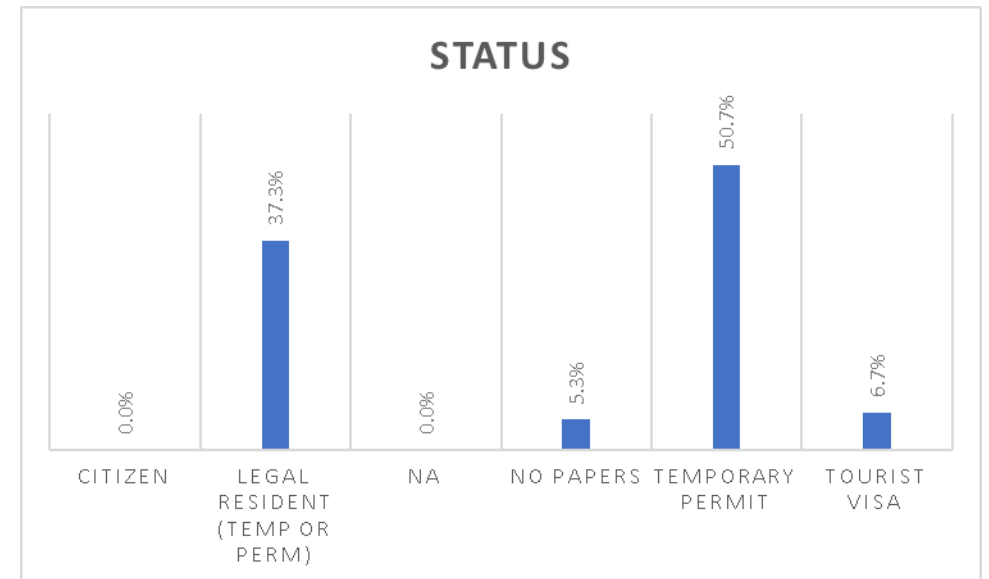




# Venezuelans in Panama 80,000

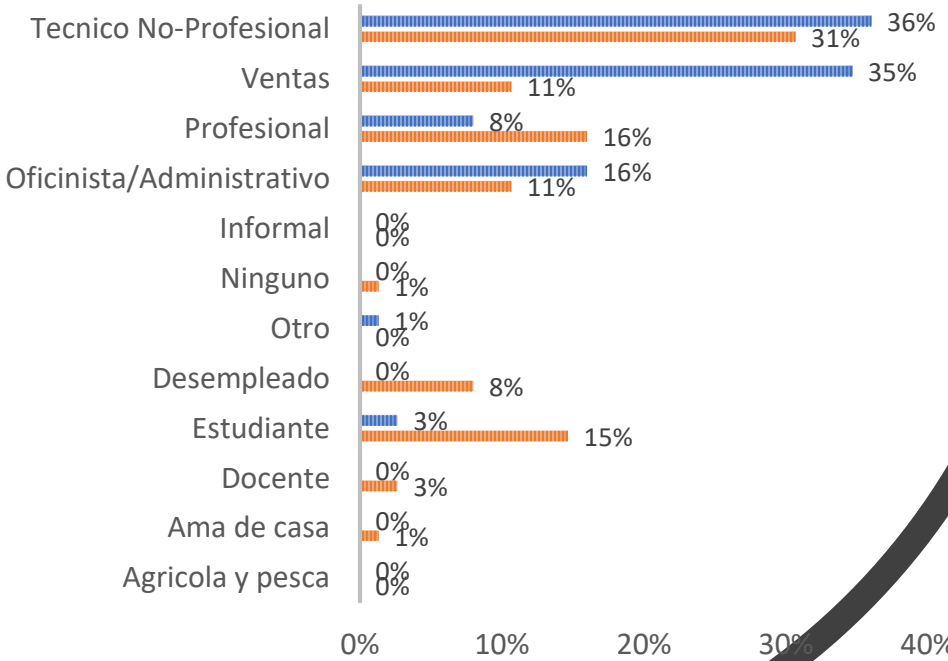


- **Profile:**
  - Years in Panama: 1.7
  - Age: 29
  - 7% only grammar school, 29% completed high school, 63% some or complete university
- **Main reason to migrate:**
  - Political (including violence): 56%
  - Economic: 32%



# OCUPATION

■ Currently in Panama ■ Before, in Venezuela

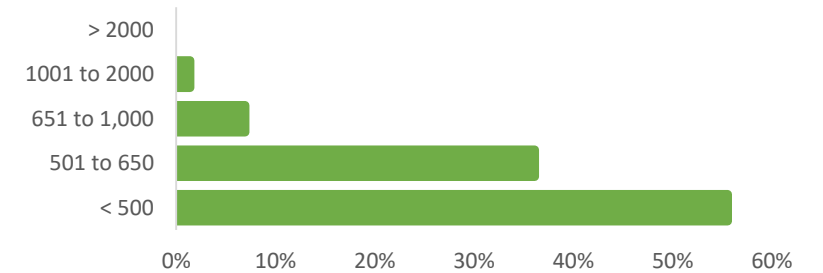


**In Panama**  
**55% believe they have been well or very well received in Panama**  
**Hardest thing about getting here has been:**  
 -Finding a job - 44%  
 -Getting papers – 17%  
 -Finding a house – 14%  
 -The way people look at you – 12%

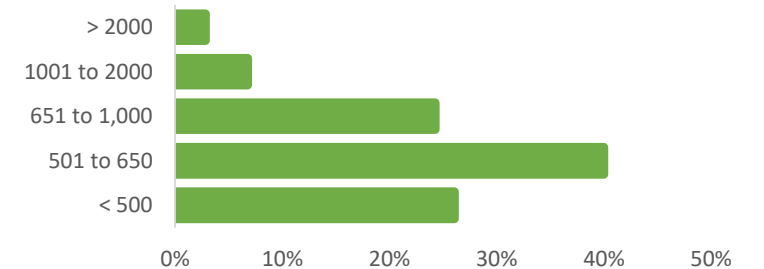
## • Future:

33% plans to return to their country  
 40% plans to stay, all of which want to bring their family (100%)  
 27% would like to leave for another country (Canada and Spain most commonly mentioned)

Income Venezuelans




Income – All migrants





# Venezuelans in Panama



- **Remittances:**  
 \$186, 11.8 times a year  
 \$1,291 per year  
 60% send to more than one person  
 40% sends "in kind"

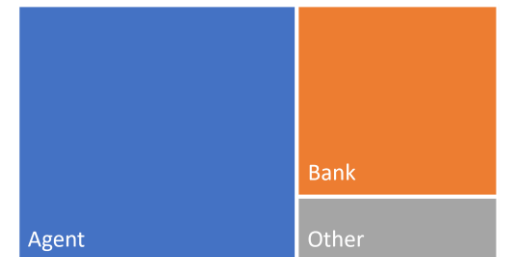


**Keeping in touch:**  
**100% use Whatsapp, 79% phone, 39% social media**

Sending Method - All



Sending Method - Venezuela



They use informal mechanisms more often and use of agents or banks include an intermediary account (ie "deposited through a friends account")

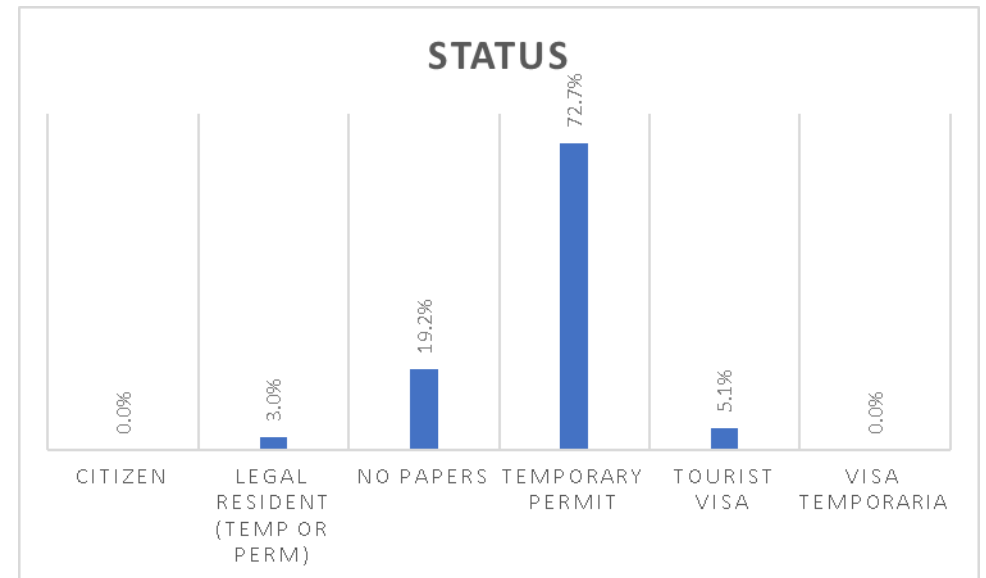


# Venezuelans in Chile

288,233

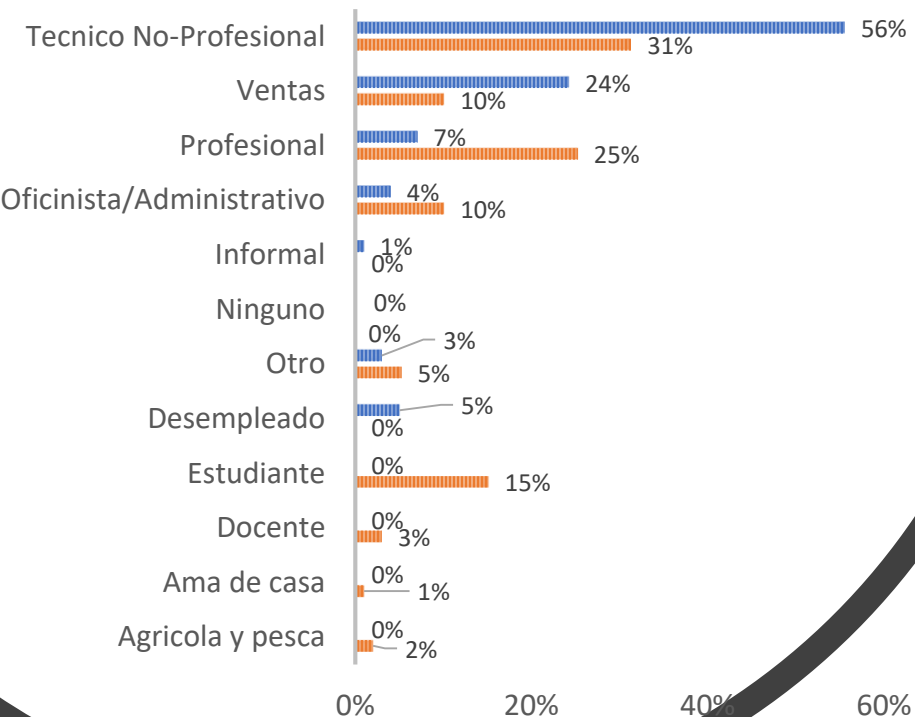


- **Profile:**
  - Years in Chile: 1.06
  - Age: 32
  - 1% only grammar school, 37% completed high school
  - 62% some or complete university
- **Main reason to migrate:**
  - Political (including violence): 45%
  - Economic: 31%



# OCUPATION

■ Currently in Chile ■ Before, in Venezuela



## In Chile

- **92% believe they have been well or very well received in Chile**
- **Hardest thing about getting here has been:**  
Getting papers – 41%  
Finding a job - 21%


## Future:

- 47% plans to return to their country
- 39% plans to stay, all of which want to bring their family
- 3% Have visited their country since they left

## Income and Inclusion

- Average income is \$500 per month (compared to \$550 for All)
- 27% have a bank account in Chile
- 43% in Venezuela
- 29% have savings





# Venezuelans in Chile

## Remittances:

- \$80, 17 times a year
- \$1,300 per year
- 43% send to more than one person
- 11% sends "in kind"



**Keeping in touch:**  
**98% use**  
**Whatsapp, 23%**  
**social media**

Sending Method - Venezuela

■ Agent ■ Bank ■ Other ■ Travelers




Sending Method - All

■ Agent ■ Bank ■ Other ■ Travelers



A vast majority uses "Other" mechanisms, including travelers.



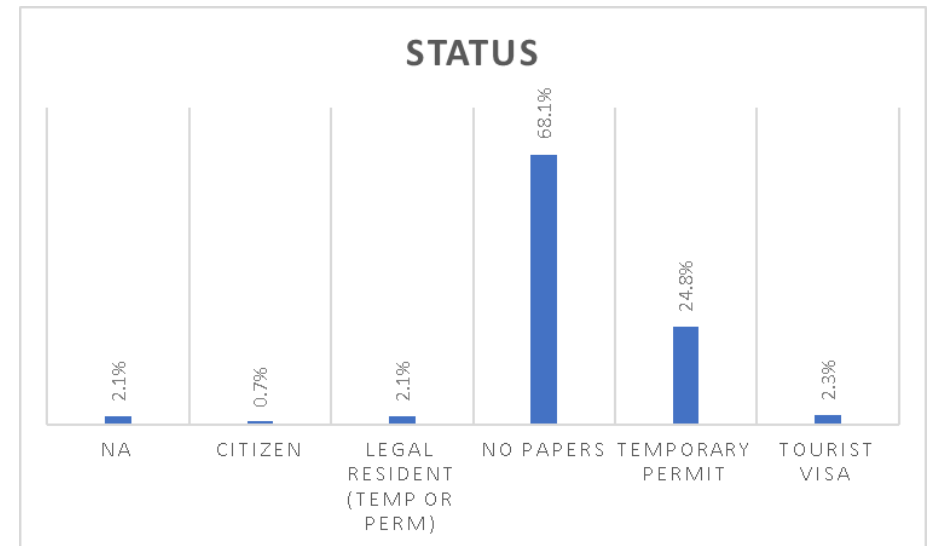




# Venezuelans in Colombia 1,200,000

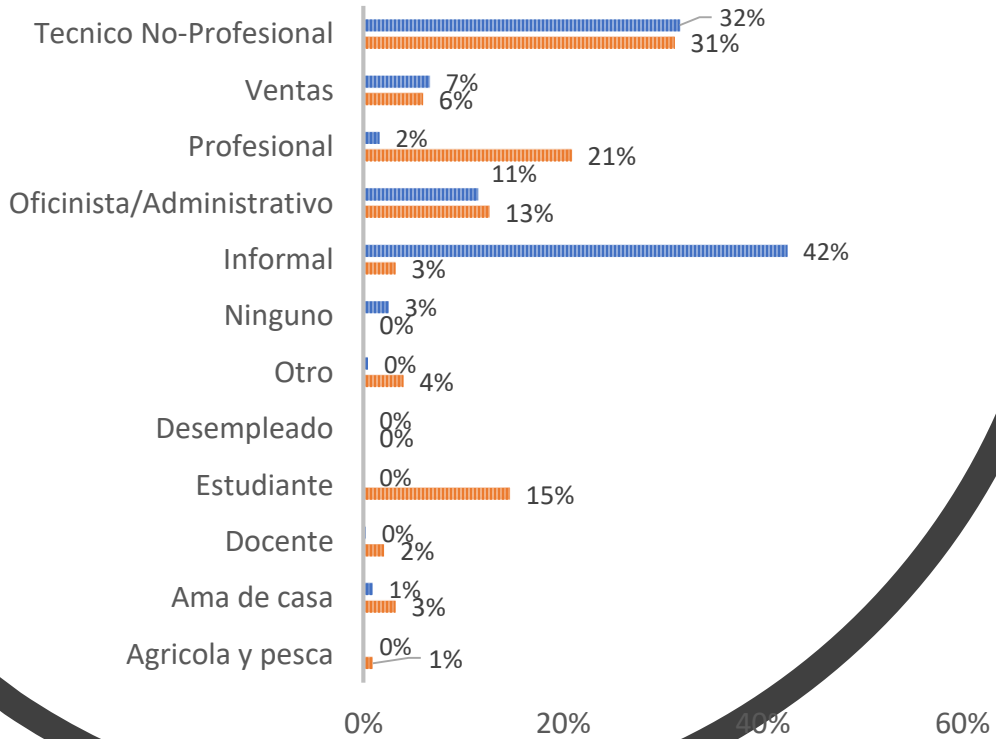


- **Profile:**  
Years in Colombia: 1.4  
Age: 30  
7% only grammar school, 47% completed high school; 26% some and 19% complete university
- **Main reason to migrate:**  
Most cite more than one reason: lack of goods and food, political regime and violence



# OCUPATION

■ Currently in Colombia   ■ Before, in Venezuela



**In Colombia**  
**58% believe they have been well or very well received in Colombia**

**Hardest thing about getting here has been:**

- Finding a job - 41%
- Getting papers – 29%
- Finding a house – 11%
- The way people look at you – 2%

• **Future:**

- 38% plans to return to their country
- 64% plans to stay, almost all of which want to bring their family (99%)
- 8% would like to leave for another country (Chile and Peru most commonly mentioned)

**Income:**

- **Less than \$185: 26%**
- **\$186 to \$265: 61%**
- **More than \$265: 12%**





## Venezuelans in Colombia

### Remittances:

- \$38, 11.7 times a year
- \$445 per year
- 47% send to more than one person
- 9% sends "in kind"




**Keeping in touch:**  
**97% use Whatsapp, 93% phone, 90% social media**

### Sending Method

■ Bank ■ Agent ■ Tech based ■ Other



Formal mechanisms are more available, although sometimes include pick up in Colombia at border cities.

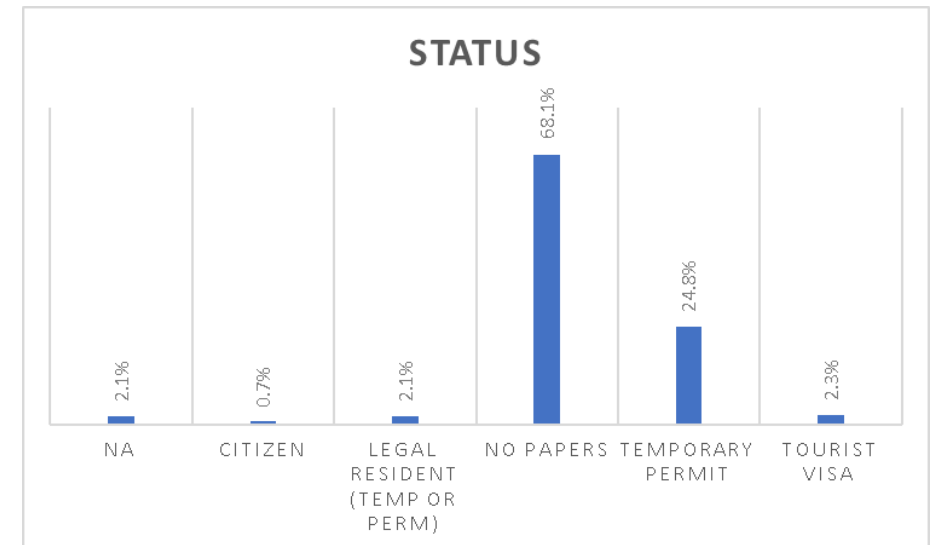




# Venezuelans in Costa Rica




- **Profile:**  
Years in Costa Rica: 4.1  
Age: 39  
8% only grammar school, 21% completed high school; 18% some and 48% complete university
- **Main reason to migrate:**  
Most cite more than one reason: political regime 42%, violence 13%, and reunification 15%





## Venezuelans in Costa Rica



- **Remittances:**
  - \$142, 18 times a year
  - \$676 per year
  - 60% send to more than one person
  - 36% sends “in kind”

- **Income:**
  - **\$675 average**



**Keeping in touch:**  
**90% use**  
**Whatsapp**

- **Future:**
  - 38% plans to return to their country
  - 34% plans to stay, almost all of which want to bring their family
  - 16% would like to leave for another country

**Thank you!**